

SUBMITTAL SHEET



AIRCONDITIONING PRODUCTS

SYSTEM INDOOR/OUTDOOR
12KHS51 KHS1251/CH1251
 WALL MOUNTED HEAT PUMP

SS12KHS51-2

GENERAL DATA (AT 115V)		
POWER V/PH/HZ	115/1/60	
Circuit Ampacity, Min. (A)	20	
Fuse size, Max. (A)	20	
COMPRESSOR	Rotary-Hermetic	
No. used	1	
R.L. Amps - L.R. Amps (A)	9.8 - 60	
Crankcase Heater	20W	
OUTDOOR FAN - TYPE	Propeller	
Dia. (in.) - No. used	16-17/32 - 1	
Type Drive - No. speeds	Direct - 1	
No. Poles - RPM	6 - 660	
No. Motors - W	1 - 26.0	
CFM (High)	1050	
F.L. Amps. (A)	0.7	
OUTDOOR COIL - TYPE	Aluminum Fin & Copper Pipe	
Fin Type - Pipe Type	Corrugated Plate - Inner Riffled	
Rows - F.P.I.	1 - 18	
Face Area (sq.ft.)	4.2	
Tube Size (in.)	3/8	
INDOOR FAN - TYPE	Cross - Flow	
Dia. & Length (in.) - No. used	3-3/4 & 24-9/32 - 1	
No. speeds	3 & Auto	
No. Poles -RPM (High)	4 -1,350	
No. Motors - W	1 - 18.2	
CFM (HI/MED/LOW)	330/290/260	
F.L. Amps (A)	0.4	
INDOOR COIL - TYPE	Aluminum Fin & Copper Pipe	
Fin Type - Pipe type	Slit Plate - Inner Riffled	
Rows - F.P.I.	2 - 18	
Face Area (sq. ft.)	1.4	
Tube Size (mm)	7	
Drain Connection Size (in.)	23/32	
REFRIGERANT	R22	
Lbs. - R22 (O.D. Unit)	1.76	
Control	Capillary Tube	
Connection	Flare	
Line Length, Max (ft.)	65	
Lift difference, Max (ft.)	23	
Line Size - in. O.D. Discharge	1/4	
Line Size - in. O.D. Suction	1/2	
DIMENSIONS (in.)	H x W x D	
Indoor Unit -Uncrated	10-5/8 x 31-11/16 x 6-31/32	
-Crated	9-13/16 x 33-21/32 x 13-5/16	
Outdoor unit -Uncrated	21-1/4 x 31-1/2 x 11-13/32	
-Crated	23-31/32x 38-5/8 x 16-3/16	
WEIGHT	INDOOR	OUTDOOR
Net (lbs.)	17.6	83.8
Shipping (lbs.)	22.0	92.6
Shipping Volume (cu.ft.)	2.51	8.67

PERFORMANCE DATA @ ARI STANDARD CONDITIONS (115V)		
COOLING		
Total Capacity (BTU/H)		11,700
Sensible Capacity (BTU/H)		8,060
Latent Capacity (BTU/H)		3,640
SEER		10.2
Dehumidification (Pints/H)		3.4
Amps (A)		10.5
Power Inputs (W)		1,200
HEATING		
Total Capacity (BTU/H)		12,500
HSPF		6.8
Amps (A)		10.3
Power Inputs (W)		1,170
Back-up Strip Heater (kW)		N/A
Outdoor Sound Rating (bels)		7.0

FEATURE	
Controls	Microprocessor
Remote Controller	LCD Wireless type
Temperature Control	IC Thermostat
Timer	Program Timer, 1hr-off
Night Setback	Built-In
Air Louver (Horizontal)	Manual
(Vertical)	Automatic
Power Failure Automatic Restart	Built-In
Heating/Cooling Automatic Changeover	Built-In

OPTION	
Refrigerant Line Set	AP1205BH (15 ft) AP1207BH (20 ft) AP1210BH (30 ft)
Low Ambient Control	N/A
Air Clean-Filter	STK-ARF4B
Fresh Air Intake	N/A
Air duct Extension	N/A
Indoor Frame Extension	N/A
Condensate Drain Pump	Optional
Non-Removable Remo-con Bracket	Optional

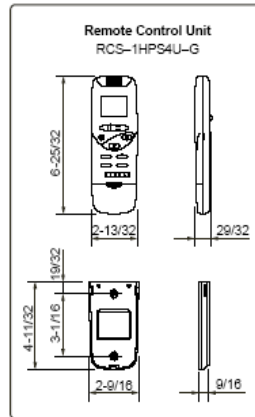
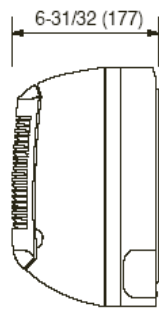
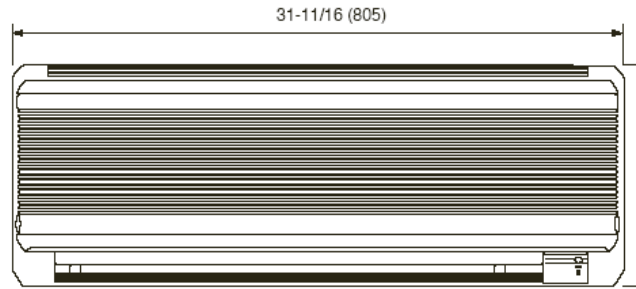
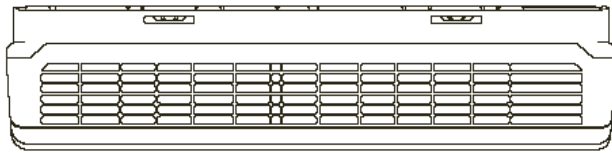
OPERATING RANGE			
Cooling		Indoor Air Intake Temp.	Outdoor Air Intake Temp.
	Maximum	95 F DB/71 F WB	115 F DB
	Minimum	67 F DB/57 F WB	67 F DB
Heating	Maximum	80 F DB/67 F WB	75 F WB/65 F WB
	Minimum	- F DB/ - F WB	17 F WB/15 F WB

CERTIFICATION



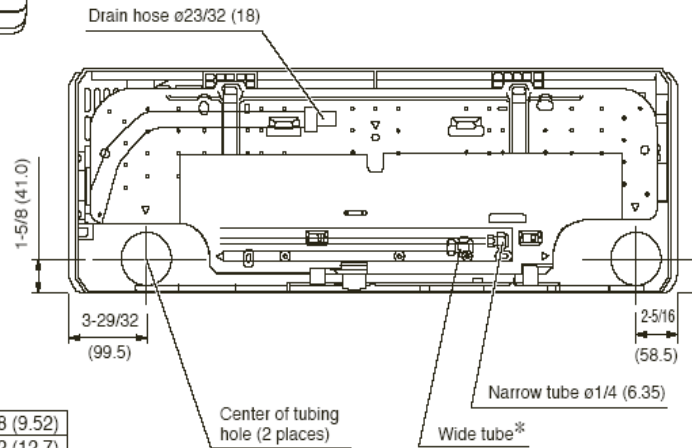
DIMENSIONAL DATA

Indoor unit KHS0951/KHS1251

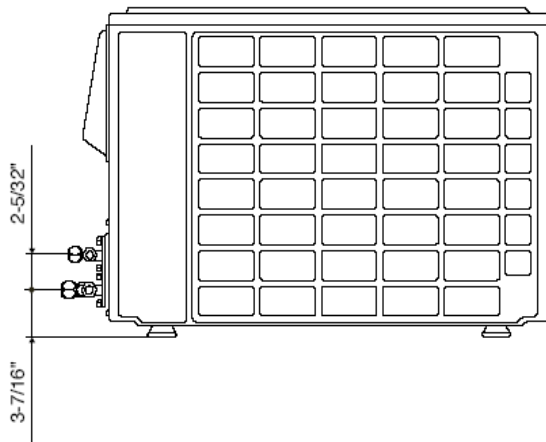
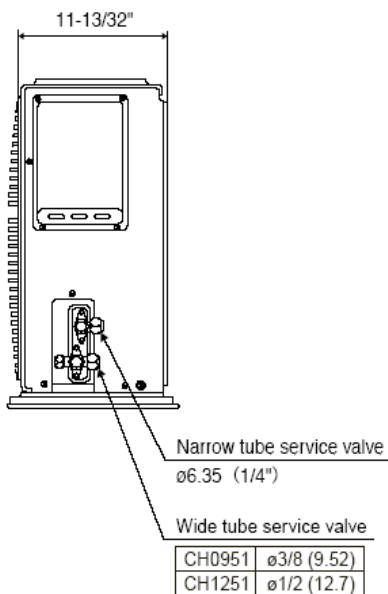
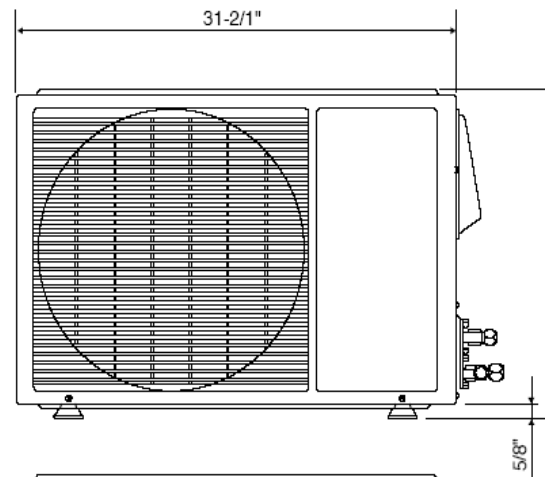
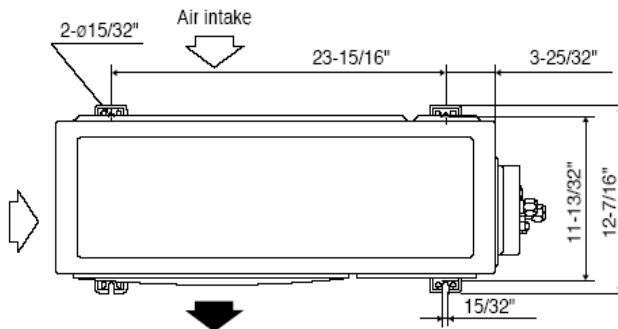


*

KHS0951	ø3/8 (9.52)
KHS1251	ø1/2 (12.7)



Outdoor unit: CH0951, CH1251



WARRANTY

SANYO products are warranted against defects in materials and workmanship for the period below,

	LABOR	PARTS
Compressor	30 Days	5 Years
Other Components	N/A	1 Year

Because of a policy of continuous product improvements, SANYO reserves the right to change specifications and design without notice.

Full specific warranty rights, conditions, exclusions and obligations are specified in the warranty packed with each products.

SANYO FISHER COMPANY
A Division of SANYO North America Corporation